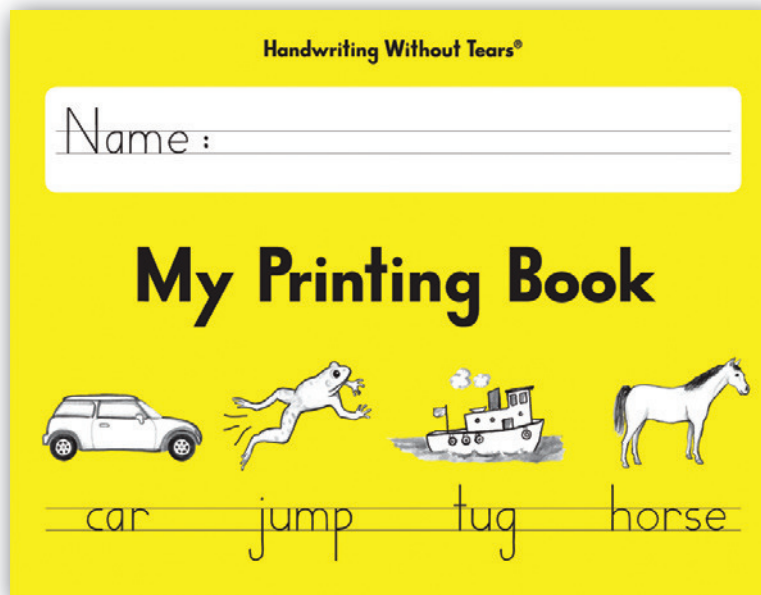


Welcome to 1st Grade



Dear Parents,

We are excited about the 1st grade handwriting program we are using. Handwriting Without Tears® (HWT) is a simple, developmentally based curriculum with multi-sensory lessons designed to teach to all learning styles. The unique materials and appealing workbooks eliminate problems with letter formation, reversals, legibility and sentence spacing.

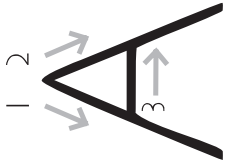
Capital letters are reviewed at the beginning of the program. They are the foundation for lowercase printing. The 1st grade student workbook, *My Printing Book*, emphasizes printing lowercase letters correctly and using them in words and sentences. Number formations will also be reviewed and practiced.

The attached chart shows you how to make the letters and numbers. We are excited about helping your child develop good handwriting skills.

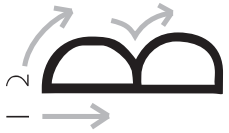
Sincerely,

P.S. If you would like more information about the Handwriting Without Tears® 1st grade program, visit the Handwriting Without Tears® website: www.hwtears.com.

Handwriting Without Tears®



Big line
Big line
Little line



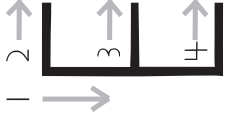
Big line
Little curve
Little curve



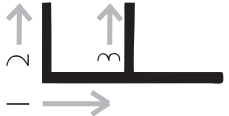
Big C curve



Big line
Big curve



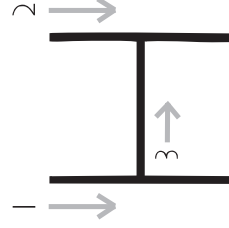
Big line
Little line
Little line
Little line



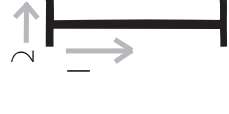
Big line
Little line
Little line



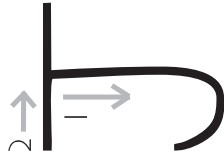
Big curve
Little line
Little line



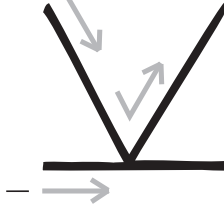
Big line
Big line
Little line



Big line
Little line
Little line



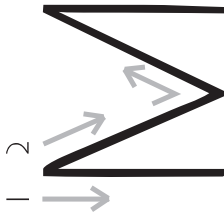
Big line
Turn
Little line



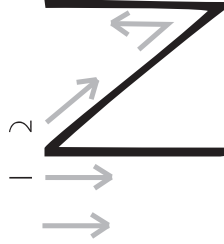
Big line
Little line
Little line



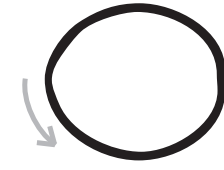
Big line
Little line



Big line
Big line
Big line
Big line




Big line
Big line
Big line



Big C curve
Keep going
Little curve



Big line
Big line
Little curve



Big C curve
Keep going
Little line




Big line
Little curve
Little line



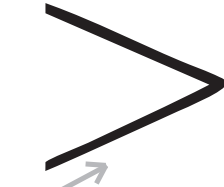
Little curve
Turn
Little curve



Big line
Little line




Big line
Turn
Big line



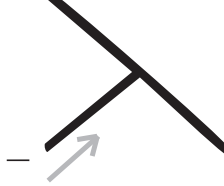
Big line
Big line



Big line
Big line
Big line
Big line



Big line
Big line



Little line
Big line
Little line



Little line
Big line
Little line

© 2008 Jan Z. Olsen Reprinted with permission of Handwriting Without Tears, Inc.

Handwriting Without Tears®

Magic c up like a bump back down bump

dive down swim up and over around bump

Magic c

Magic c up like a up higher back down bump

start hit the ball run the bases stop

At first, curve up. Then go straight down. down cross

Magic c up like a back down

dive down swim up and over down

Dots for you! dot down

Dots for you! dot down turn

down bump the line kick! slide away

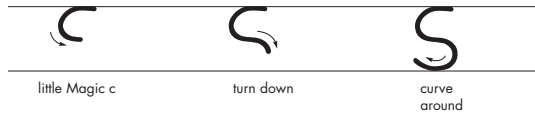
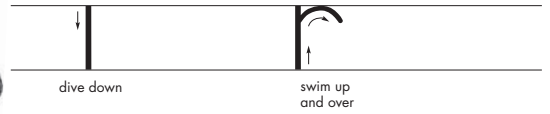

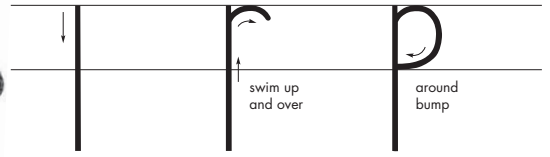
Start at the top! Go down. down bump the line

start with n swim up and over down m has two humps

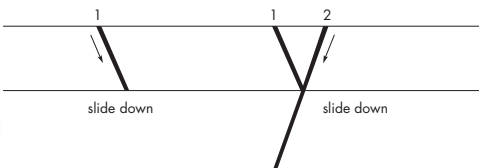
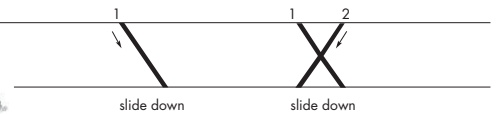
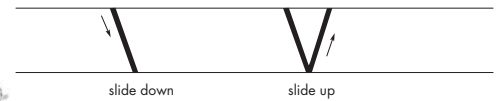
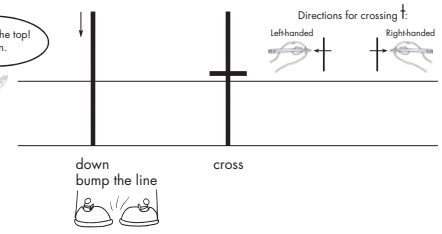
dive down swim up and over down n has one hump

© 2008 Jan Z. Olsen Reprinted with permission of Handwriting Without Tears, Inc.

Handwriting Without Tears®



Start at the top!
Go down.



Handwriting Without Tears®



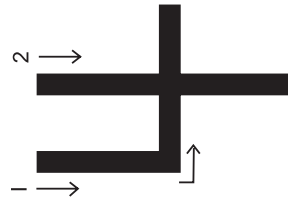
- 1 starts in the starting corner.
- 1 makes a big line down.
- 1 stops in the corner.



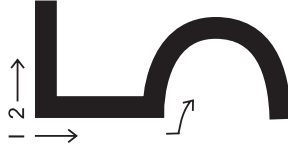
- 2 starts in the starting corner.
- 2 makes a big curve.
- 2 stops in the corner.
- 2 walks away on the bottom.



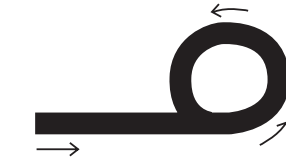
- 3 starts in the starting corner.
- 3 makes a little curve to the middle.
- 3 makes another little curve to the bottom corner.



- 4 starts in the starting corner.
- 4 makes a little line down to the middle.
- 4 walks across the dark night.
- 4 jumps to the top and says, "I did it." (big line down)




- 5 starts in the starting corner.
- 5 makes a little line down to the middle. It starts to rain.
- 5 makes a little curve around.
- 5 puts a little line on top to stop the rain.



- b starts in the starting corner.
- b is a baby bear.
- b goes down to curl up in the corner.
- b is hibernating.



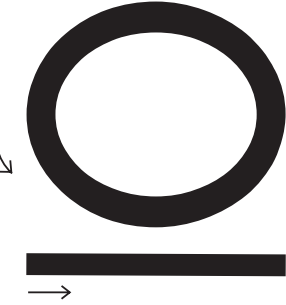
- 7 starts in the starting corner.
- 7 makes a little line across the top.
- 7 says, "I better slide down."



- 8 is different.
- 8 doesn't like corners.
- 8 starts at the top center.
- 8 begins with S and then says, "I want to go home."



- 9 is so special.
- 9 has its own corner.
- 9 makes a little curve.
- 9 goes up to the corner.
- 9 makes a big line down.



- 10 uses two places.
- 1 comes first.
- 0 is next.
- 0 starts at the top center.
- 10 is finished.

